

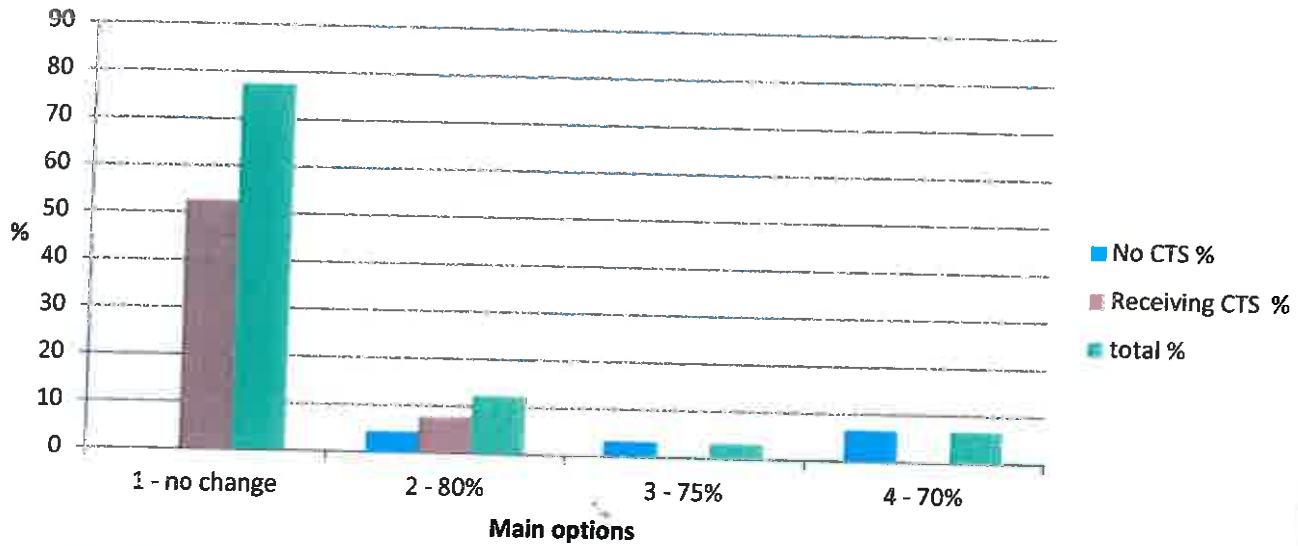
HARBOROUGH DISTRICT COUNCIL

main options	NO CTS		Receiving CTS		total	
	numbers	No CTS %	numbers	Receiving CTS %	numbers	total %
1 - no change	22	0	47	53	69	78
2 - 80%	4	4	7	8	11	12
3 - 75%	3	3	0	0	3	3
4 - 70%	6	7	0	0	6	7
total	35	39	54	61	89	100

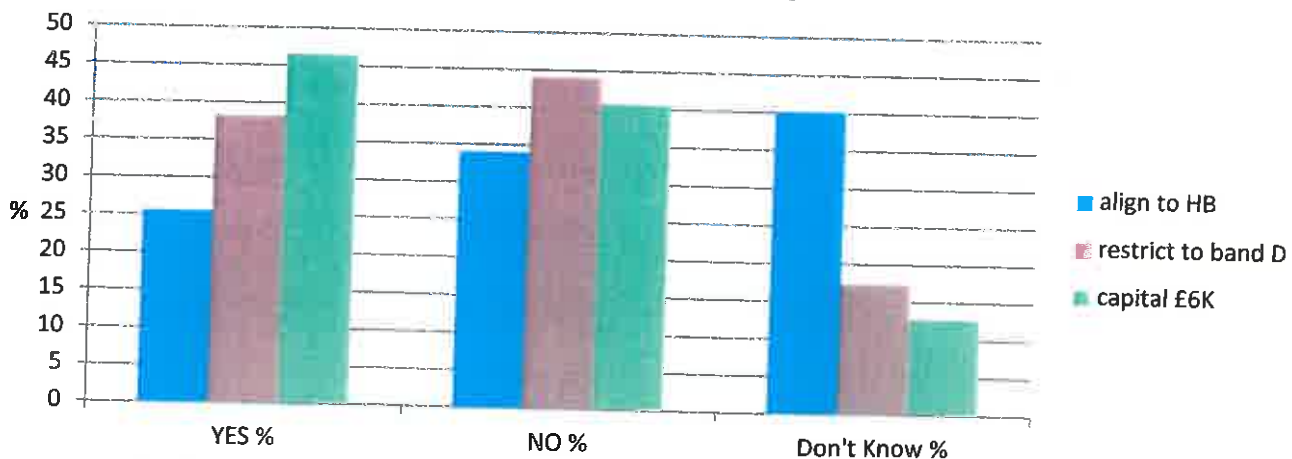
other options

	yes numbers	YES %	no numbers	NO %	don't know numbers	Don't Know %	total numbers
align to HB	21	26	28	34	33	40	82
restrict to band D	33	38	38	44	15	17	86
capital £6K	40	47	35	41	11	13	86

% Support for main options



Response to other options



Total for Districts - CTS consultation headline results

main options	NO CTS		Receiving CTS		total	
	numbers	No CTS %	numbers	receiving CTS %	numbers	total %
1 - no change	224	23	353	36	577	59
2 - 80%	72	7	104	11	176	18
3 - 75%	53	5	46	5	99	10
4 - 70%	76	8	42	4	118	12
total	425	44	545	56	970	100

other options

	yes	YES %	no	NO %	don't know	Don't Know %	total
align to HB	370	39	249	26	335	35	954
restrict to band D	365	41	307	35	210	24	882
capital £6K	243	48	205	41	58	11	506

please note

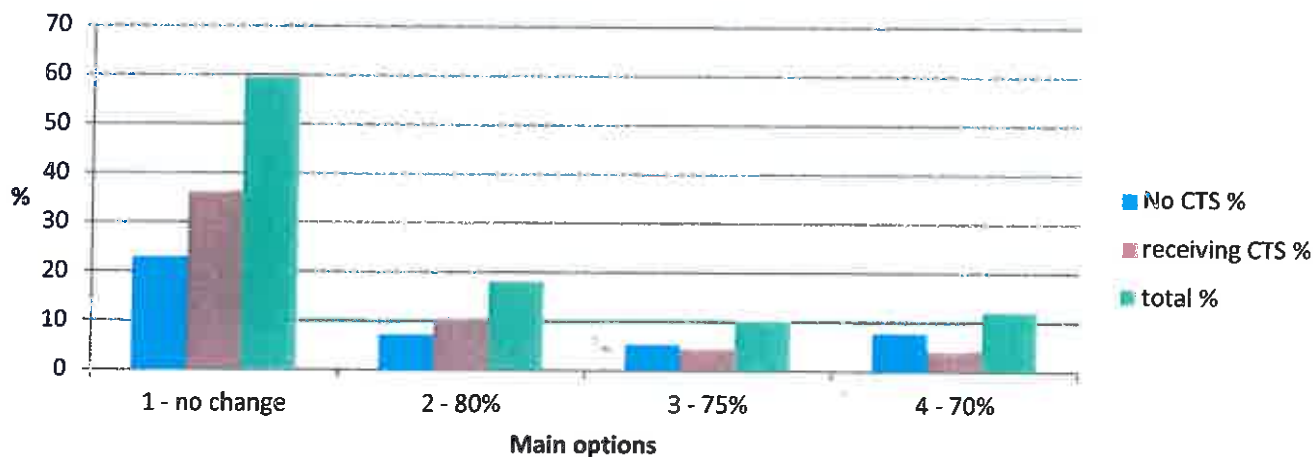
Leicester City Council stats are not included in totals but can be seen on the Leics City tab

Blaby did not ask the capital £6K question

Only Melton asked additional questions re working with council and these are not including in these totals

but are included on the Melton tab

% Support for main options



Response to other options

